



MySkillsLab Instructor Resources for Blackboard

Contents

- o Adopting Your MySkillsLab Course
- o Registering for your MySkillsLab Premium Content
- o Logging in to MySkillsLab in Blackboard Resources

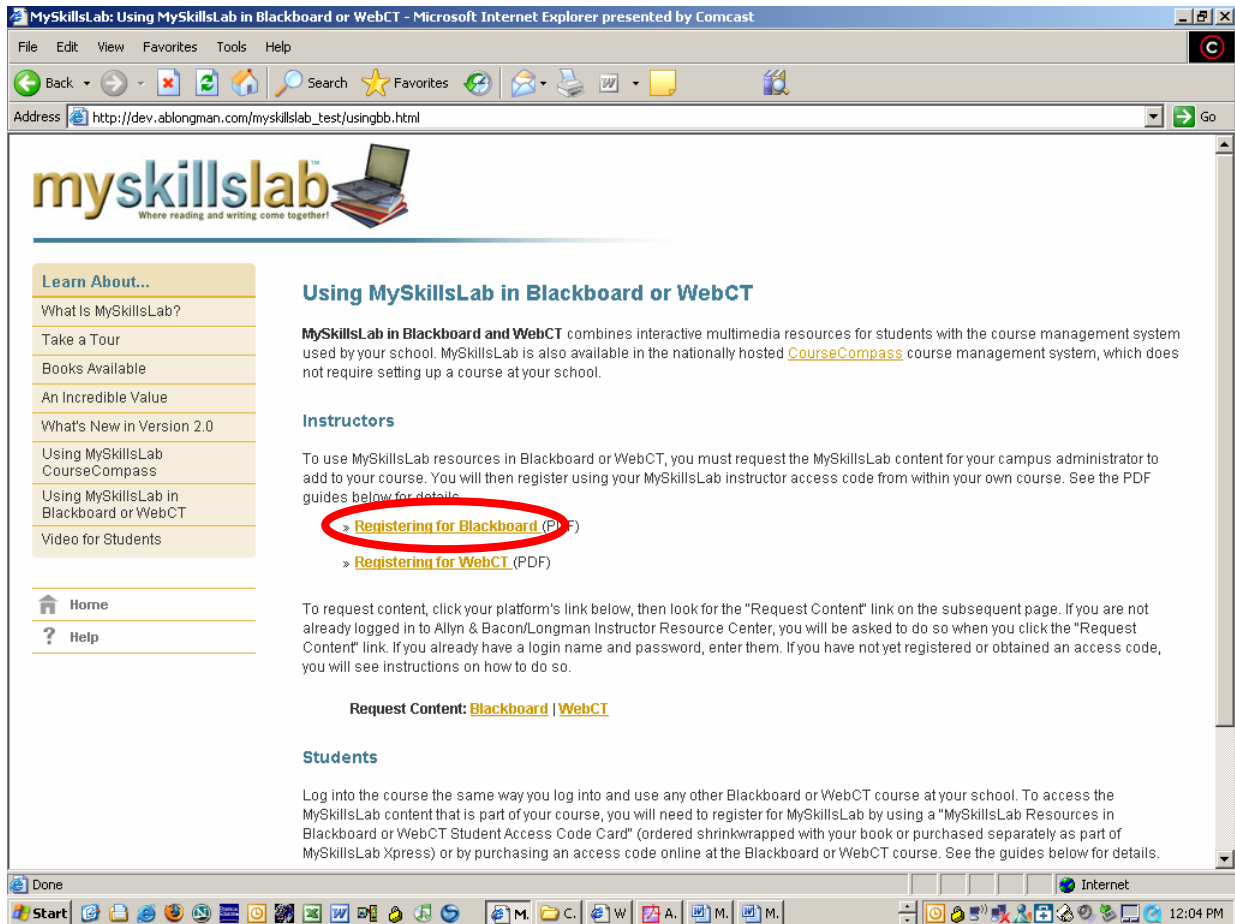
Adopting Your MySkillsLab Course

1. Go to <http://www.myskillslab.com> and click on the “MySkillsLab Blackboard/WebCT” button under “Returning Users.”

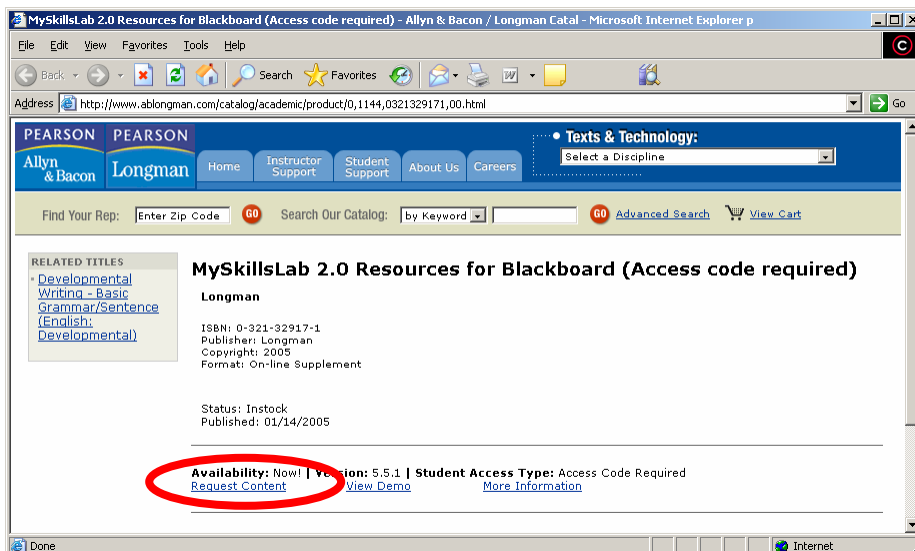


MySkillsLab Instructor Resources for Blackboard

- Under "Instructors," look for "Request Content" and click the "Blackboard" link.



- On the following page, click the "Request Content" link.



- 4. If you are not already logged in to the A&B/Longman Instructor Resource Center you will be asked to do so now. If you already have a Login Name and Password, enter them here. If you have not yet registered or obtained an Access Code, there will be instructions on how to do so available from this page.

Instructor Resource Center Log In

Welcome Educators!

To download instructor resources or request course content from this site, you must log in using your personal Pearson Education account (Login Name and Password).

Returning Instructors, Welcome Back

If you already have a valid Login Name and Password, please enter it here. If you have previously registered for access to a Pearson product (such as Supplements Central, MathXL or CourseCompass), try the same login name and password here.

If you have already received an access code but have not yet redeemed it; please [click here](#) to register and create your Login Name and Password.

Login Name:

Password: [\[Forgot your login/password?\]](#)

New Users, Get Access to our Instructor Resource Center

If you do not have a login name and password for online instructor resources and course content, please visit our [Instructor Resource Center](#). Once you have been confirmed as a valid instructor, you will receive an email with access instructions.

U.S. High School adopters click [here](#) to get access.

[Help obtaining access to Instructor Resources](#)

- 5. Fill in and submit the Adoption Request form. You and your system administrator will receive an email containing everything you need to complete the adoption.

Blackboard Cartridge Adoption Request

As a registered member, your request to adopt the Blackboard cartridge for *MySkillsLab 2.0 - Standard - 5.5.1* will be immediately approved.

Simply fill in the information below, and then click the Submit Request button. In a few minutes, you and your campus system administrator will each receive an email containing a download key, installation instructions, and a sample student access code.

1 Instructor Information:
Name:
Institution:
Phone:
Email:

2 Campus Blackboard Administrator: Name:
Email:

Registering for MySkillsLab Resources

Most MySkillsLab courses in Blackboard have been enriched with educational website content to help you and your students get the maximum benefit from this course! Resources can include tutorials, e-books, online homework or quizzes, animations and video segments, research tools, and more. Follow the steps below to access these resources for the first time.

1. Log onto your campus Blackboard server.
2. From your Blackboard Homepage, click on the link to your course under My Courses.
3. On the Announcement page in your course click on the click "here" link under the header **Register to use MySkillsLab Resources in your Blackboard Course**.

Register to use MySkillsLab 2.0 Resources in your Blackboard Course.

Click [here](#) to register online for the MySkillsLab 2.0 resources that are in this Blackboard course. You will need the access code that is beneath the pull tab of your access code card that either came with your purchase of a new qualifying textbook or that you purchased separately. (If you do not have an access code you can purchase access online by following the link above and following the on-screen instructions.) **You only have to register once.** Once you have created your own, unique log in name and password, you will use them each time you link to MySkillsLab 2.0 resources from your course.

4. In the pop-up window click the "Register" button to begin the registration process. You'll need the access code that came in your MySkillsLab Resources for Blackboard and WebCT courses access code card.



The access code should look similar to this: LESLBW-CHOLI-LUANG-PALED-RIERI-CHASE*
*This is a sample code, and cannot be redeemed.

5. Follow the step-by-step instructions to create your own unique login name and password.

A screenshot of a registration form titled "Access Information". The form has a blue header with a question mark icon and the text "Need Help? * Fields are required". Below the header is a section titled "Do You Have a Pearson Education Account?". There are two radio button options: "No, I Am a New User" (selected) and "Yes, Look Me Up". To the right of these options is explanatory text. Below the radio buttons are input fields for "Login Name" and "Password", with a "Forgot your Login Name/Password?" link. Below the password field is a section titled "Access Code". It contains the instruction: "Your Access Code should look like this. Enter it here, without dashes." and a link: "Have an electronic code? Copy and paste it here." Below this is a row of six input boxes, each containing a letter from the sample code "SIMPLE-FRILL-TONLE-WEIRS-CHOIR-FLEES". A red asterisk and the text "* Access Code" are positioned above the first box. Below the input boxes is the text: "You can type the letters in lowercase or uppercase. Need help?"

Once you submit this form, you'll receive an email confirmation of your username and password. Once you receive your login name and password, you're ready to log in to the MySkillsLab Resources!

Logging in to MySkillsLab in Blackboard Resources

Make sure you've registered for the MySkillsLab in Blackboard Resources. Refer to the Registering for MySkillsLab Resources section above.

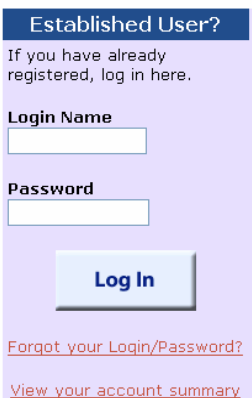
If you have a Pearson login name but are unsure whether it is valid, you can check by logging into your Pearson Account Summary at <https://register.pearsoncmg.com/userprofile/>.

1. From your Blackboard Homepage click on your course.
2. On the Announcement page in your course click on the click "[here](#)" link under the header **Register to use MySkillsLab Resources in your Blackboard Course**. You will need to complete this login step each time you use MySkillsLab.

Register to use MySkillsLab 2.0 Resources in your Blackboard Course.

Click [here](#) to register online for the MySkillsLab 2.0 resources that are in this Blackboard course. You will need the access code that is beneath the pull tab of your access code card that either came with your purchase of a new qualifying textbook or that you purchased separately. (If you do not have an access code you can purchase access online by following the link above and following the on-screen instructions.) **You only have to register once.** Once you have created your own, unique log in name and password, you will use them each time you link to MySkillsLab 2.0 resources from your course.

3. Enter your login name and password and click "Log in."



The screenshot shows a login form titled "Established User?". Below the title, it says "If you have already registered, log in here." There are two input fields: "Login Name" and "Password". Below the "Password" field is a "Log In" button. At the bottom of the form, there are two links: "Forgot your Login/Password?" and "View your account summary".

4. After clicking on the Log In button, you'll know you have successfully logged into the MySkillsLab Resources if you are brought to the page below:

MySkillsLab 2.0 Registration Confirmation

You have successfully registered for MySkillsLab 2.0 Resources. To access them, close this window and return to your course.

Close the window to return to your course. You can now access the MySkillsLab Resources in your course!